

STREETWORKS

ARCHEON CONTEMPORARY

Page Selection

- 2 The Next Generation of Roadway Lighting
- 5 Flexible Solutions, Every Application
- 6 Application Guide
- 8 Feature-Rich Design
for Durability & Performance
- 10 High-Quality & Simple Form Factor
- 11 Network Lighting Controls
& Smart City Solutions
- 12 Streetworks



SCAN FOR MORE

The Next Generation of Roadway Lighting

The Archeon Contemporary Series of roadway luminaires combine high electrical & optical performance with a new contemporary design to get the job done and meet your utility, DOT and municipal standards. Tool-less entry and other installation-friendly design features optimize serviceability in various roadway applications. Controls & Smart-City Ready.

Sleek, economical form

- Designed with the installer in mind
- Toolless entry to the electrical compartment
- Easy wire routing from the pipe entrance to the terminal block
- All serviceable components are unobstructed and easily accessed

Full suite of controls options

- ANSI C135.10 7-pin receptacle standard
- Optional DALI and D4i drivers
- Optional Zhaga Book 18 4-pin receptacle

Superior optical performance


- Precision IP66-rated AccuLED Optics in five distributions
- Best-in-class performance for optimal pole spacing, uniformity, and uplight control

Reliable, serviceable, sustainable

- The most demanding reliability standards in the industry
- Easy in-the-field maintenance over a long operational life




ARCH1
Max Lumens: 7,500
HID Replacement: up to 100W
Weight: 7lbs.



ARCH2
Max Lumens: 13,800
HID Replacement: up to 150W
Weight: 8lbs.



ARCH3
Max Lumens: 23,500
HID Replacement: up to 250W
Weight: 10lbs.



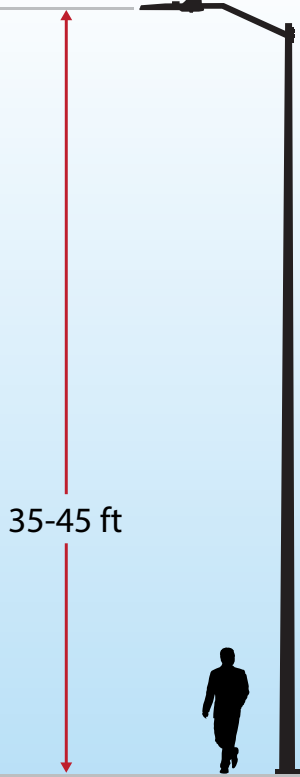
ARCH4
Max Lumens: 44,000
HID Replacement: up to 400W
Weight: 16lbs.

The Archeon Contemporary family delivers unmatched flexibility in solving roadway lighting application challenges.

Archeon Contemporary Series

Replace 70-400W HID luminaires
with mounting heights up to 45 ft

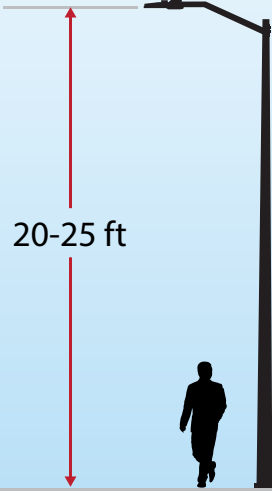
ARCH4
HID Replacement:
up to 400W



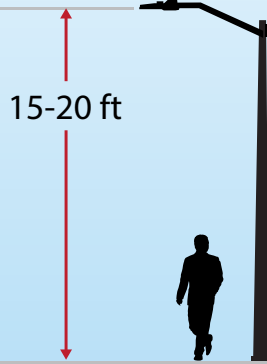
ARCH3
HID Replacement:
up to 250W



ARCH2
HID Replacement:
up to 150W



ARCH1
HID Replacement:
up to 100W



Flexible Solutions, Every Application

The Archeon Contemporary Series is the best value available for efficient, street and roadway lighting.

UTILITIES


- The lightest weight cobraheads available at every performance level
- Spill light control with field installable shields
- Residential streets to highways and parking lots
- Easy to maintain for years of service

MUNICIPALITIES

- Low total cost of ownership – optimize your project for capital outlay or long term energy cost with multiple size solutions at most performance levels
- Tailor your lighting to project aesthetics and performance needs with 5 CCTs from 2200K to 5000K
- Control light trespass in residential areas with customizable, field installable shield solutions

DEPARTMENTS OF TRANSPORTATION (DOTs)

- Easily replace legacy HID luminaires up to 400W
- Superior electrical and photometric performance up to 44,000 lumens
- Protect against power quality issues with Duravolt 240-480V driver options
- Amber LED options available for coastal highways




Urban/suburban residential street with sidewalks
(70-100W HPS replacement)



ARCH1

- 3,500-4,800 lms
- 20-30 W
- Up to 155 LPW
- < 7 lbs



2-lane rural road
(100W HPS replacement)




ARCH1

- 5,900-7,500 lms
- 40-60 W
- Up to 138 LPW
- < 7 lbs




ARCH2

- 5,000-9,000 lms
- 30-60 W
- 157 LPW
- 8 lbs



Urban/Suburban connector, collector roads
(100-150W HPS replacement)



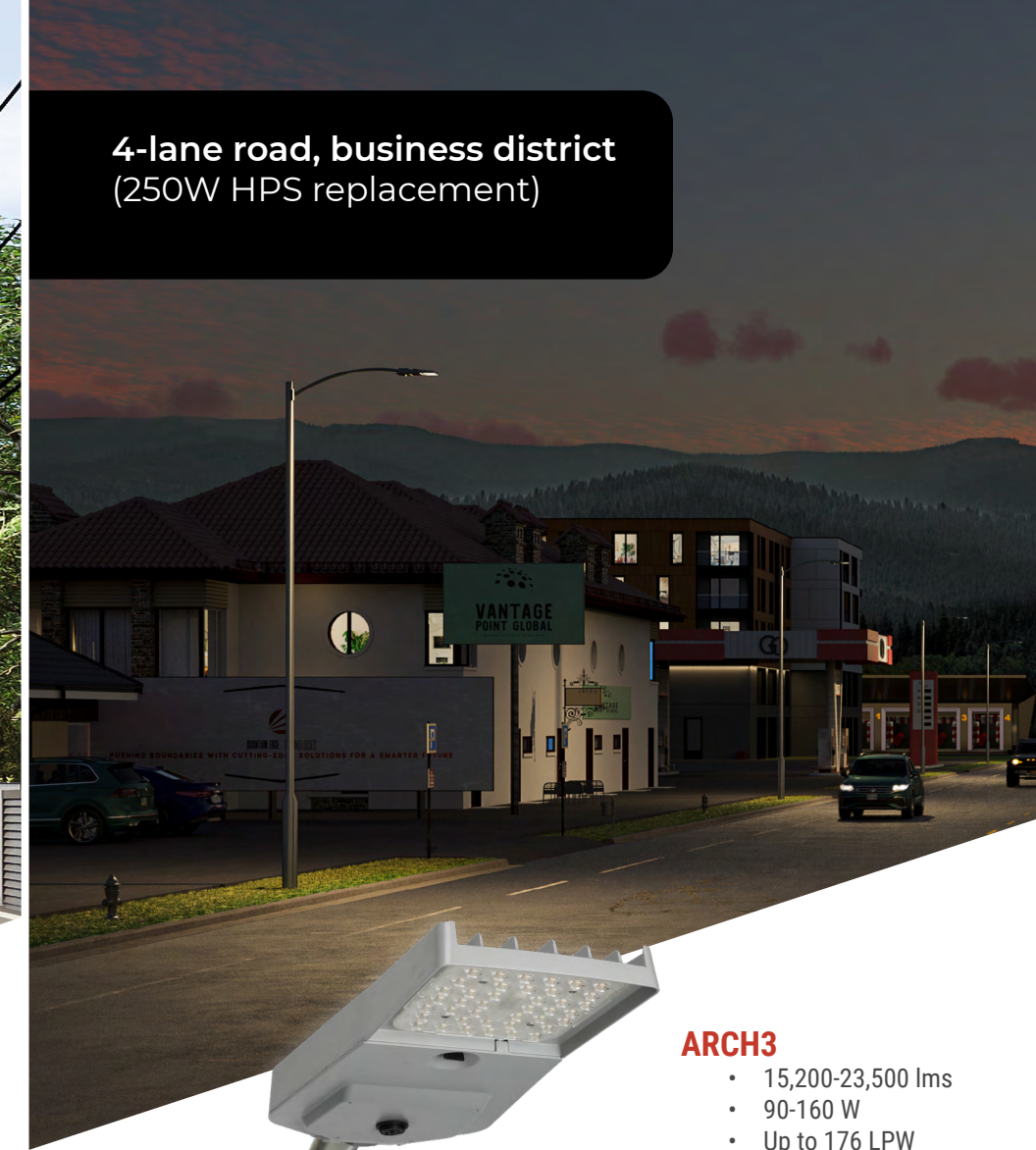
ARCH2

- 9,000-13,800 lms
- 60-110 W
- Up to 147 LPW
- 8 lbs



ARCH3

- 9,000-15,900 lms
- 50-90 W
- Up to 176 LPW
- 10 lbs



4-lane road, business district
(250W HPS replacement)



ARCH3

- 15,200-23,500 lms
- 90-160 W
- Up to 176 LPW
- 10 lbs



ARCH4

- 15,200-23,200 lms
- 90-140 W
- Up to 182 LPW
- 16 lbs



Major highway
(250-400W HPS replacement)





ARCH4

- 20,100-44,000 lms
- 120-300 W
- Up to 179 LPW
- 16 lbs

Feature-Rich Design for Durability & Performance

7-PIN RECEPTACLE STANDARD

- Ships standard
- Ready to work with your network lighting control system



INSTALLER FRIENDLY

- 2- and 4-bolt mounting
- Bubble level
- Easy terminal block access
- Uncluttered component layout




FULL SUITE OF CONTROLS OPTIONS

- Trellix Infrastructure
- Wavelinx
- Zhaga receptacle option

The Archeon Contemporary Series is designed to be easy to install, maintain, and manage in the field. From a full suite of controls solutions to easy-to-install light trespass shields, you're always on top of operating costs and performance.

TOOL-LESS ENTRY STANDARD

- Designed with installer in mind
- Easy access to the electrical compartment



HOUSE SIDE SHIELD

- 3-point easy snap on installation

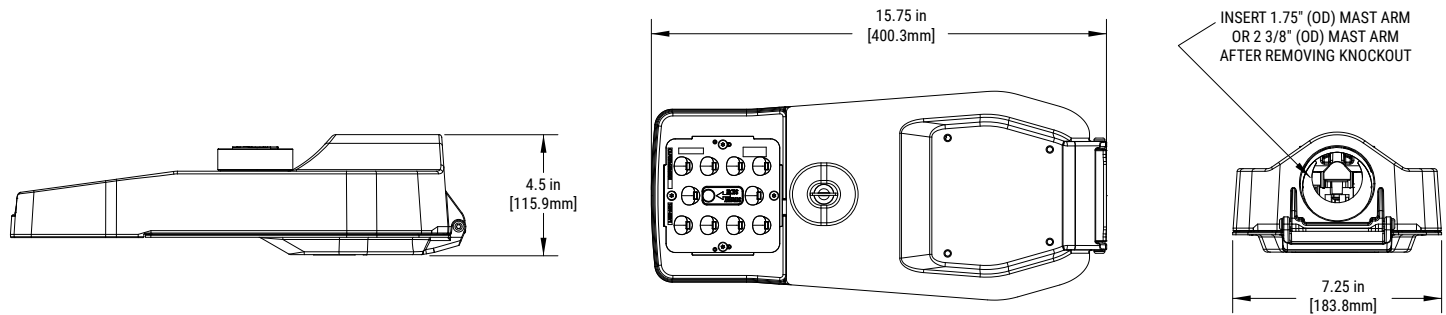
PERIMETER SHIELD

- Control light trespass in any direction with a configurable 4 piece kit

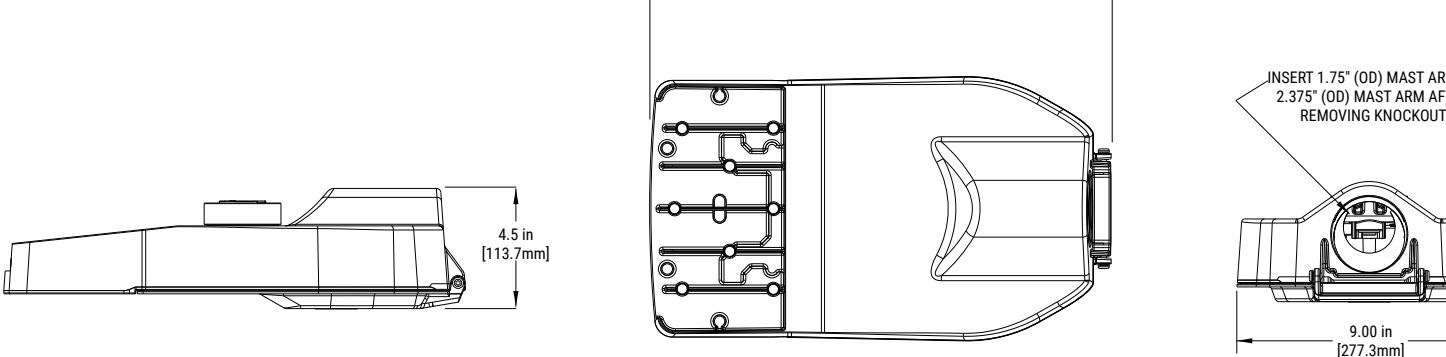


High-Quality & Simple Form Factor

ARCH1 DIMENSIONAL DETAILS

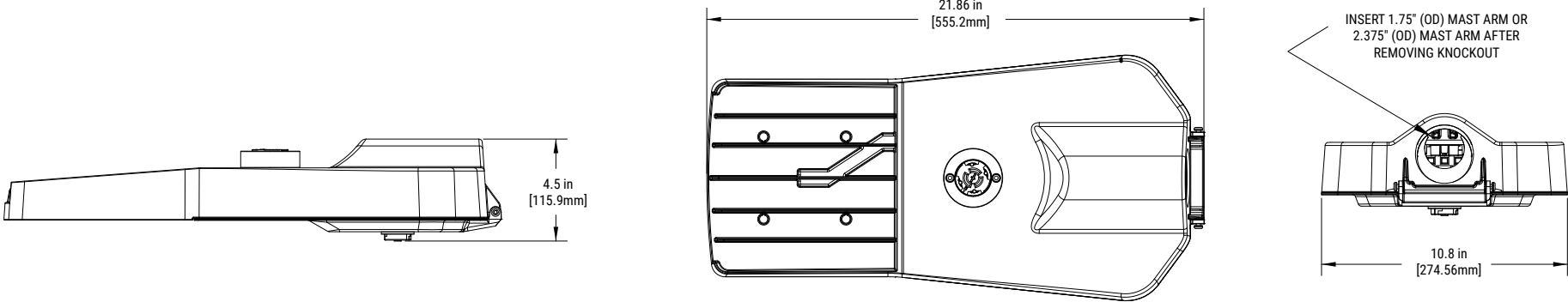


ARCH2 DIMENSIONAL DETAILS

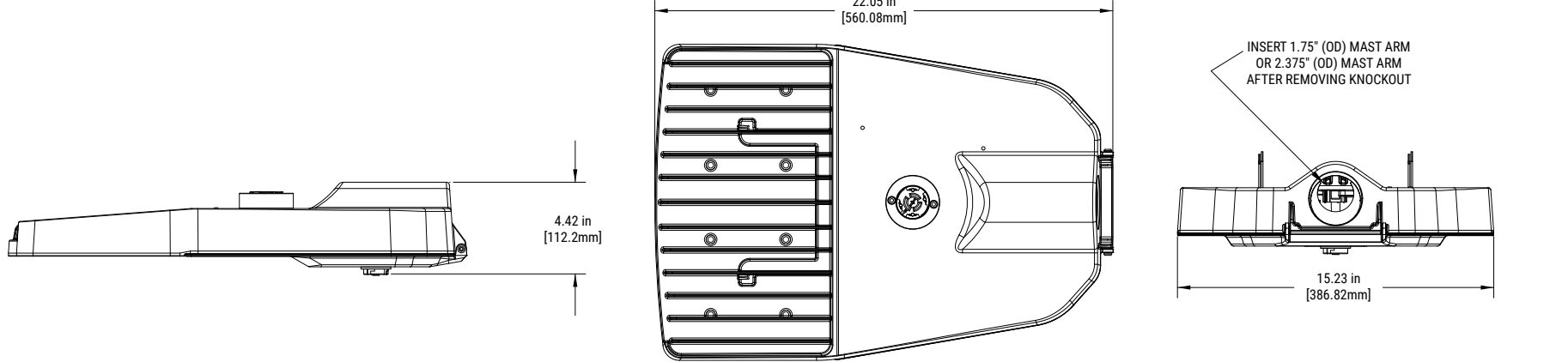


The Archeon Contemporary Series delivers exceptional roadway lighting solutions and value through thoughtful, efficiently engineered luminaire designs. The series features durable materials and reliable components in a simple form factor, ideal for modern lighting needs.

ARCH3 DIMENSIONAL DETAILS



ARCH4 DIMENSIONAL DETAILS



Network Lighting Controls & Smart City Solutions

Trellix Infrastructure

Gain efficiency in street lighting planning and operations using accurate asset performance and fault data, intuitive dashboards, and flexible workflow management tools while controlling street lighting scenes and schedules remotely.

INVENTORY MANAGEMENT

Manage your assets & improve performance

BETTER OPERATION & MAINTENANCE

Efficient fault detection and repair

DYNAMIC LIGHTING

Adjust output with dynamic dimming

REVENUE GRADE METERING

Accurate real-time energy measurement

PERFORMANCE ANALYTICS

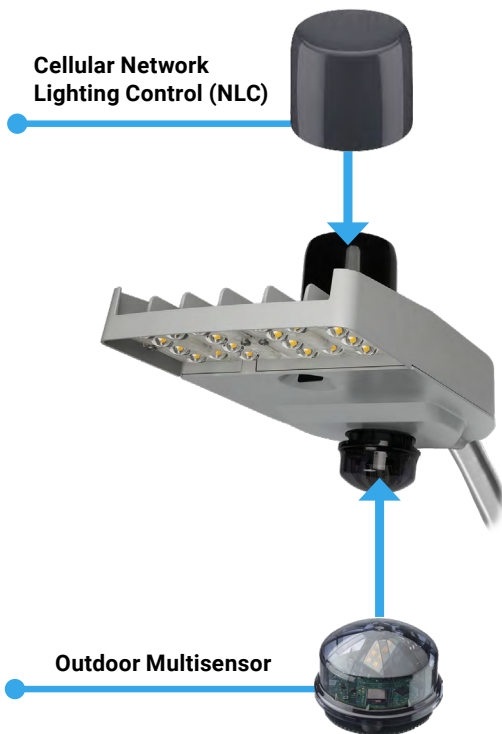
Power usage, fault detection, fixture tracking

SENSOR ENABLED FUNCTIONALITY

Collect, monitor, and respond to critical data using the Outdoor Multisensor improving safety, security, and environmental impact while enhancing the space for patrons.



CLICK OR SCAN
TO VIEW MORE



Streetworks specializes in delivering durable and customizable outdoor lighting solutions specifically designed to meet the rigorous requirements of municipal and infrastructure applications.

With a focus on transforming urban landscapes and public streets with high performing energy efficient luminaires, Streetworks products are thoughtfully designed to balance functionality and aesthetics.

Cooper Lighting Solutions is committed to delivering innovative outdoor lighting solutions that enhance safety and sustainability in public spaces.

Streetworks



Scan our QR code to learn about the Archeon Contemporary Series and other Streetworks luminaires.



Lighting Product Lines

Ametrix
AtLite
Corelite
Ephesus
Fail-Safe
HALO
HALO Commercial
Invue
iO
Iris
Lumark
Lumark AP
Lumière
McGraw-Edison
Metalux
MWS
Neo-Ray
Portfolio
Prentalux - 3D Printed Lighting
RSA
Shaper
Streetworks
Sure-Lites

Controls Product Lines

Greengate
Fifth Light
Intelligent Lighting Controls

Connected Lighting Systems and Smart Spaces Platform

WaveLinx
Trellix Infrastructure



Cooper Lighting Solutions
1121 Highway 74 South
Peachtree City, GA 30269
P: 770-486-4800
www.cooperlighting.com

Canada Sales
5925 McLaughlin Road
Mississauga, Ontario L5R 1B8
P: 905-501-3000
F: 905-501-3172

© 2024 Cooper Lighting Solutions
All Rights Reserved
Printed in USA
Publication No. BR50611024EN
January 2024

Cooper Lighting Solutions is a registered trademark.
All other trademarks are property of their respective owners.
Product availability, specifications, and compliances are subject to change without notice.